

M Series



FEATURES

- Profile:**
- European.
 - Certified to EN:1303:2015.
- Body:**
- Made of extruded brass.
 - Brass and nickel matt finish.
- Internal components:**
- 6 hardened-pin row with thousands of differs.
 - Anti-bumping system.
 - Anti-picking system.
 - Stainless steel springs.
- Cam:**
- Standard DIN cam (15mm) and short cam (13.2mm) available.
- Range:**
- Standard cylinders, half cylinders, cylinders with adjustable axis, cylinders with adjustable tab for doors with panic bars, cylinders with adjustable cam angle and thumb turn cylinders.
- Opening / locking:**
- Emergency system (optional): the door will open even if a key blocks the opposite end of the cylinder.
- Keys:**
- Security dimple key with thousands of differs.
 - Supplied with 5 keys.
 - Key compatible with: M Series cylinders; Titan, Huno 80 and Armoured S padlocks, CS88 M50/M70, CS88 LV and B6/50 rim locks.
- Packaging:**
- Box packed.

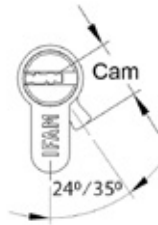
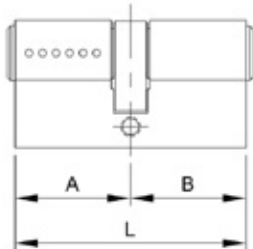
SERVICES

- Keying alike service.
- Certain key number service.
- Master keying service.
- Unique key solution.
- Assembly kit (special for locksmiths)



M Series

DIMENSIONS



Ref.	Cod.	Cl.	L	A	B	Uni.
STANDARD DIN CAM: 15mm. Pack.						
M1030L	035000	■	40	10	30	12
M1030N	035010	■	40	10	30	12
M1040L	036200	■	50	10	40	12
M1040N	036210	■	50	10	40	12
M3030L	035200	■	60	30	30	12
M3030N	035210	■	60	30	30	12
M3035L	035300	■	65	30	35	12
M3035N	035310	■	65	30	35	12
M3040L	035400	■	70	30	40	12
M3040N	035410	■	70	30	40	12
M3535L	036000	■	70	35	35	12
M3535N	036010	■	70	35	35	12
M3045L	035500	■	75	30	45	12
M3045N	035510	■	75	30	45	12
M3540L	036100	■	75	35	40	12
M3540N	036110	■	75	35	40	12
M3050L	035600	■	80	30	50	12
M3050N	035610	■	80	30	50	12
M4040L	036400	■	80	40	40	12
M4040N	036410	■	80	40	40	12
M3545L	037100	■	80	35	45	12
M3545N	037110	■	80	35	45	12
M3550L	037200	■	85	35	50	12
M3550N	037210	■	85	35	50	12
M3060L	035800	■	90	30	60	12
M3060N	035810	■	90	30	60	12
M4050L	036600	■	90	40	50	12
M4050N	036610	■	90	40	50	12
M4545L	036800	■	90	45	45	12
M4545N	036810	■	90	45	45	12
M3070L	035900	■	100	30	70	12
M3070N	035910	■	100	30	70	12
M4060L	036700	■	100	40	60	12
M4060N	036710	■	100	40	60	12
M5050L	036900	■	100	50	50	12

Ref.	Cod.	Cl.	L	A	B	Uni.
M5050N	036910	■	100	50	50	12
M5060L	036970	■	110	50	60	6
M5060N	036980	■	110	50	60	6
M6060L	036990	■	120	60	60	6
M6060N	037000	■	120	60	60	6
SHORT CAM: 13mm. Pack.						
M1030LC	035050	■	40	10	30	12
M1030NC	035060	■	40	10	30	12
M1040LC	036250	■	50	10	40	12
M1040NC	036260	■	50	10	40	12
M3030LC	035250	■	60	30	30	12
M3030NC	035260	■	60	30	30	12
M3035LC	035350	■	65	30	35	12
M3035NC	035360	■	65	30	35	12
M3040LC	035450	■	70	30	40	12
M3040NC	035460	■	70	30	40	12
M3535LC	036050	■	70	35	35	12
M3535NC	036060	■	70	35	35	12
M3045LC	035550	■	75	30	45	12
M3045NC	035560	■	75	30	45	12
M3540LC	036150	■	75	35	40	12
M3540NC	036160	■	75	35	40	12
M3050LC	035650	■	80	30	50	12
M3050NC	035660	■	80	30	50	12
M4040LC	036450	■	80	40	40	12
M4040NC	036460	■	80	40	40	12
M3545LC	037150	■	80	35	45	12
M3545NC	037160	■	80	35	45	12
M3550LC	037250	■	85	35	50	12
M3550NC	037260	■	85	35	50	12
M3060LC	035850	■	90	30	60	12
M3060NC	035860	■	90	30	60	12
M4050LC	036650	■	90	40	50	12
M4050NC	036660	■	90	40	50	12
M4545LC	036850	■	90	45	45	12
M4545NC	036860	■	90	45	45	12

Ref.	Cod.	Cl.	L	A	B	Uni.
M3070LC	035950	■	100	30	70	12
M3070NC	035960	■	100	30	70	12
M4060LC	036750	■	100	40	60	12
M4060NC	036760	■	100	40	60	12
M5050LC	036950	■	100	50	50	12
M5050NC	036960	■	100	50	50	12
STANDARD DIN CAM: 15mm.. Pack.						
M1030L	035001	■	40	10	30	5
M1030N	035011	■	40	10	30	5
M1040L	036201	■	50	10	40	5
M1040N	036211	■	50	10	40	5
M3030L	035201	■	60	30	30	5
M3030N	035211	■	60	30	30	5
M3035L	035301	■	65	30	35	5
M3035N	035311	■	65	30	35	5
M3040L	035401	■	70	30	40	5
M3040N	035411	■	70	30	40	5
M3535L	036001	■	70	35	35	5
M3535N	036011	■	70	35	35	5
M3045L	035501	■	75	30	45	5
M3045N	035511	■	75	30	45	5
M3540L	036101	■	75	35	40	5
M3540N	036111	■	75	35	40	5
M3050L	035601	■	80	30	50	5
M3050N	035611	■	80	30	50	5
M4040L	036401	■	80	40	40	5
M4040N	036411	■	80	40	40	5
M3545L	037101	■	80	35	45	5
M3545N	037111	■	80	35	45	5
M3550L	037201	■	85	35	50	5
M3550N	037211	■	85	35	50	5

Continued in next page

M Series

DIMENSIONS

Ref.	Cod.	Cl.	L	A	B	Uni.
M3060L	035801	■	90	30	60	5
M3060N	035811	■	90	30	60	5
M4050L	036601	■	90	40	50	5
M4050N	036611	■	90	40	50	5
M4545L	036801	■	90	45	45	5
M4545N	036811	■	90	45	45	5
SHORT CAM: 13mm Pack.						
M1030LC	035051	■	40	10	30	5
M1030NC	035061	■	40	10	30	5
M1040LC	036251	■	50	10	40	5
M1040NC	036261	■	50	10	40	5
M3030LC	035251	■	60	30	30	5
M3030NC	035261	■	60	30	30	5
M3035LC	035351	■	65	30	35	5
M3035NC	035361	■	65	30	35	5
M3040LC	035451	■	70	30	40	5
M3040NC	035461	■	70	30	40	5
M3535LC	036051	■	70	35	35	5
M3535NC	036061	■	70	35	35	5
M3045LC	035551	■	75	30	45	5
M3045NC	035561	■	75	30	45	5
M3540LC	036151	■	75	35	40	5
M3540NC	036161	■	75	35	40	5
M3050LC	035651	■	80	30	50	5
M3050NC	035661	■	80	30	50	5
M4040LC	036451	■	80	40	40	5
M4040NC	036461	■	80	40	40	5
M3545LC	037151	■	80	35	45	5
M3545NC	037161	■	80	35	45	5
M3550LC	037251	■	85	35	50	5
M3550NC	037261	■	85	35	50	5
M3060LC	035851	■	90	30	60	5
M3060NC	035861	■	90	30	60	5
M4050LC	036651	■	90	40	50	5
M4050NC	036661	■	90	40	50	5
M4545LC	036851	■	90	45	45	5
M4545NC	036861	■	90	45	45	5
THUMB TURN. STANDARD DIN CAM: 15mm. Pack.						
MP3030L	035202	■	60	30	30	6
MP3030N	035212	■	60	30	30	6
MP3040L	035402	■	70	30	40	6
MP3040N	035412	■	70	30	40	6
MP3535L	036002	■	70	35	35	6
MP3535N	036012	■	70	35	35	6
MP4030L	036302	■	70	40	30	6


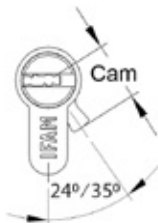
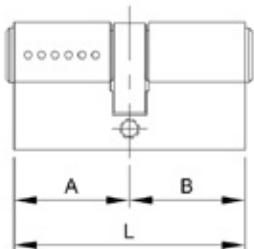
Ref.	Cod.	Cl.	L	A	B	Uni.
MP4030N	036312	■	70	40	30	6
MP3050L	035602	■	80	30	50	6
MP3050N	035612	■	80	30	50	6
MP4040L	036402	■	80	40	40	6
MP4040N	036412	■	80	40	40	6
MP3060L	035802	■	90	30	60	6
MP3060N	035812	■	90	30	60	6
THUMB TURN. SHORT CAM: 13mm Pack.						
MP3030LC	035252	■	60	30	30	6
MP3030NC	035262	■	60	30	30	6
MP3040LC	035452	■	70	30	40	6
MP3040NC	035462	■	70	30	40	6
MP3535LC	036052	■	70	35	35	6
MP3535NC	036062	■	70	35	35	6
MP3050LC	035652	■	80	30	50	6
MP3050NC	035662	■	80	30	50	6
MP4040LC	036452	■	80	40	40	6
MP4040NC	036462	■	80	40	40	6
EMERGENCY SYSTEM. STANDARD DIN CAM: 15mm. Pack.						
M3030LD	035220	■	60	30	30	1
M3030ND	035230	■	60	30	30	1
M3035LD	035320	■	65	30	35	1
M3035ND	035330	■	65	30	35	1
M3040LD	035420	■	70	30	40	1
M3040ND	035430	■	70	30	40	1
M3535LD	036020	■	70	35	35	1
M3535ND	036030	■	70	35	35	1
M3045LD	035520	■	75	30	45	1
M3045ND	035530	■	75	30	45	1
M3540LD	036120	■	75	35	40	1
M3540ND	036130	■	75	35	40	1
M3050LD	035620	■	80	30	50	1
M3050ND	035630	■	80	30	50	1
M3545LD	037120	■	80	35	45	1
M3545ND	037130	■	80	35	45	1
M4040LD	036420	■	80	40	40	1
M4040ND	036430	■	80	40	40	1
M3550LD	037220	■	85	35	50	1
M3550ND	037230	■	85	35	50	1
M3060LD	035820	■	90	30	60	1
M3060ND	035830	■	90	30	60	1
M4050LD	036620	■	90	40	50	1
M4050ND	036630	■	90	40	50	1
M4545LD	036820	■	90	45	45	1

Ref.	Cod.	Cl.	L	A	B	Uni.
M4545ND	036830	■	90	45	45	1
M3070LD	035920	■	100	30	70	1
M3070ND	035930	■	100	30	70	1
M4060LD	036720	■	100	40	60	1
M4060ND	036730	■	100	40	60	1
M5050LD	036920	■	100	50	50	1
M5050ND	036930	■	100	50	50	1
M5060LD	036986	■	110	50	60	1
M5060ND	036987	■	110	50	60	1
M6060LD	036996	■	120	60	60	1
M6060ND	037010	■	120	60	60	1
EMERGENCY SYSTEM. SHORT CAM: 13mm Pack.						
M3030LCD	035270	■	60	30	30	1
M3030NCD	035280	■	60	30	30	1
M3035LCD	035370	■	65	30	35	1
M3035NCD	035380	■	65	30	35	1
M3040LCD	035470	■	70	30	40	1
M3040NCD	035480	■	70	30	40	1
M3535LCD	036070	■	70	35	35	1
M3535NCD	036080	■	70	35	35	1
M3045LCD	035570	■	75	30	45	1
M3045NCD	035580	■	75	30	45	1
M3540LCD	036170	■	75	35	40	1
M3540NCD	036180	■	75	35	40	1
M3050LCD	035670	■	80	30	50	1
M3050NCD	035680	■	80	30	50	1
M3545LCD	037170	■	80	35	45	1
M3545NCD	037180	■	80	35	45	1
M4040LCD	036470	■	80	40	40	1
M4040NCD	036480	■	80	40	40	1
M3550LCD	037270	■	85	35	50	1
M3550NCD	037280	■	85	35	50	1
M3060LCD	035870	■	90	30	60	1
M3060NCD	035880	■	90	30	60	1
M4050LCD	036670	■	90	40	50	1
M4050NCD	036680	■	90	40	50	1
M3070LCD	035970	■	100	30	70	1
M3070NCD	035980	■	100	30	70	1
M4060LCD	036770	■	100	40	60	1
M4060NCD	036780	■	100	40	60	1
M5050LCD	036966	■	100	50	50	1
M5050NCD	036967	■	100	50	50	1

Continued in next page

M Series

DIMENSIONS



CYLINDER WITH ADJUSTABLE AXIS



CYLINDER WITH ADJUSTABLE TAB (FOR DOORS WITH PANIC BARS)



CYLINDER WITH ADJUSTABLE CAM ANGLE

Ref.	Cod.	Cl.	L	A	B	Uni.
STANDARD DIN CAM: 15mm. Pack.						
ME3030L	035206		60	30	30	1
ME3030N	037316		60	30	30	1
ME3035L	035306		65	30	35	1
ME3035N	035316		65	30	35	1
ME3040L	035406		70	30	40	1
ME3040N	037346		70	30	40	1
ME3045L	035506		75	30	45	1
ME3045N	035516		75	30	45	1
ME3050L	035606		80	30	50	1
ME3050N	037376		80	30	50	1
ME3060L	035806		90	30	60	1
ME3060N	035816		90	30	60	1
ME3070L	035906		100	30	70	1
ME3070N	035916		100	30	70	1

Ref.	Cod.	Cl.	L	A	B	Uni.
STANDARD DIN CAM: 15mm. Pack.						
M1030LR	035008		40	10	30	1
M1030NR	035018		40	10	30	1
M1040LR	036208		50	10	40	1
M1040NR	036218		50	10	40	1

Ref.	Cod.	Cl.	L	A	B	Uni.
STANDARD DIN CAM: 15mm. Pack.						
M1030LA	035003		40	10	30	1
M1030NA	035013		40	10	30	1
M1040LA	036203		50	10	40	1
M1040NA	036213		50	10	40	1