

D Series



FEATURES

- Profile:**
- European.
 - Certified to EN:1303:2015.
- Body:**
- Made of extruded brass.
 - Brass and nickel matt finish.
- Internal components:**
- 5 pins with thousands of differs.
 - Drill resistant pins.
 - Stainless steel springs.
- Cam:**
- Standard DIN cam (15mm) and short cam (13.2mm) available.
- Range:**
- Standard cylinders, half cylinders, cylinders with adjustable axis, cylinders with adjustable tab for doors with panic bars, cylinders with adjustable cam angle and thumb turn cylinders.
- Keys:**
- Standard key.
 - Supplied with 3 keys
 - Key compatible with: K50, Inox50, Inox Cable, Max50, Armoured and U Series padlocks, B5/50 rim lock, CS125 and CS126 locks.
- Packaging:**
- Box packed.

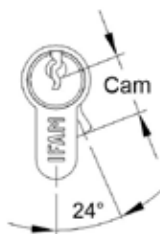
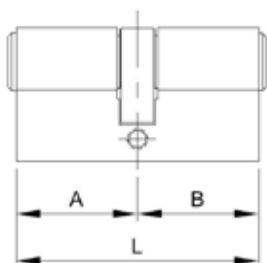
SERVICES

- Keying alike service.
- Certain key number service.
- Master keying service.
- Unique key solution.
- Assembly kit (special for locksmiths)



D Series

DIMENSIONS



Ref.	Cod.	Cl.	A	B	L	Uni.
STANDARD DIN CAM: 15mm. Pack.						
D1030L	031000	■	40	10	30	12
D1030N	031010	■	40	10	30	12
D1040L	032600	■	50	10	40	12
D1040N	032610	■	50	10	40	12
D3030L	031300	■	60	30	30	12
D3030N	031310	■	60	30	30	12
D3040L	031600	■	70	30	40	12
D3040N	031610	■	70	30	40	12
D3535L	032300	■	70	35	35	12
D3535N	032310	■	70	35	35	12
D4040L	032900	■	80	40	40	12
D4040N	032910	■	80	40	40	12
D3050L	031900	■	80	30	50	12
D3050N	031910	■	80	30	50	12
D4050L	032966	■	90	40	50	12
D4050N	032969	■	90	40	50	12
D4545L	032972	■	90	45	45	12
D4545N	032975	■	90	45	45	12
D5050L	032978	■	100	50	50	12
D5050N	032981	■	100	50	50	12
LEVA: 13mm. Pack.						
D1030LC	031050	■	40	10	30	12
D1030NC	031060	■	40	10	30	12
D1040LC	032650	■	50	10	40	12
D1040NC	032660	■	50	10	40	12
D3030LC	031350	■	60	30	30	12
D3030NC	031360	■	60	30	30	12
D3040LC	031650	■	70	30	40	12


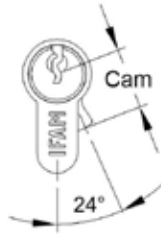
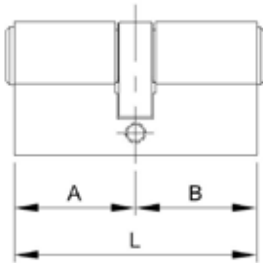
Ref.	Cod.	Cl.	A	B	L	Uni.
D3040NC	031660	■	70	30	40	12
D3535LC	032350	■	70	35	35	12
D3535NC	032360	■	70	35	35	12
D4040LC	032950	■	80	40	40	12
D4040NC	032960	■	80	40	40	12
D3050LC	031950	■	80	30	50	12
D3050NC	031960	■	80	30	50	12
STANDARD DIN CAM: 15mm. Pack.						
D1030L	031001	■	40	10	30	5
D1030N	031011	■	40	10	30	5
D1040L	032601	■	50	10	40	5
D1040N	032611	■	50	10	40	5
D3030L	031301	■	60	30	30	5
D3030N	031311	■	60	30	30	5
D3040L	031601	■	70	30	40	5
D3040N	031611	■	70	30	40	5
D3535L	032301	■	70	35	35	5
D3535N	032311	■	70	35	35	5
D4040L	032901	■	80	40	40	5
D4040N	032911	■	80	40	40	5
D3050L	031901	■	80	30	50	5
SHORT CAM: 13mm Pack.						
D1030LC	031051	■	40	10	30	5
D1030NC	031061	■	40	10	30	5
D1040LC	032651	■	50	10	40	5
D1040NC	032661	■	50	10	40	5
D3030LC	031351	■	60	30	30	5
D3030NC	031361	■	60	30	30	5
D3040LC	031651	■	70	30	40	5

Ref.	Cod.	Cl.	A	B	L	Uni.
D3040NC	031661	■	70	30	40	5
D3535LC	032351	■	70	35	35	5
D3535NC	032361	■	70	35	35	5
D4040LC	032951	■	80	40	40	5
D4040NC	032961	■	80	40	40	5
D3050LC	031951	■	80	30	50	5
THUMB TURN.						
STANDARD DIN CAM: 15mm. Pack.						
DP3030L	031302	■	60	30	30	6
DP3030N	031312	■	60	30	30	6
DP3040L	031602	■	70	30	40	6
DP3040N	031612	■	70	30	40	6
DP3535L	032302	■	70	35	35	6
DP3535N	032312	■	70	35	35	6
DP4030L	032702	■	70	40	30	6
DP4030N	032712	■	70	40	30	6
DP3050L	031902	■	80	30	50	6
DP4040L	032902	■	80	40	40	6
DP4040N	032912	■	80	40	40	6
THUMB TURN.						
SHORT CAM: 13mm Pack.						
DP3030LC	031352	■	60	30	30	6
DP3030NC	031362	■	60	30	30	6
DP3040LC	031652	■	70	30	40	6
DP3040NC	031662	■	70	30	40	6
DP3535LC	032352	■	70	35	35	6
DP3535NC	032362	■	70	35	35	6
DP3050LC	031952	■	80	30	50	6
DP4040LC	032952	■	80	40	40	6
DP4040NC	032962	■	80	40	40	6

Continued in next page


D Series

DIMENSIONS



**CYLINDER WITH
ADJUSTABLE AXIS**

Ref.	Cod.	Cl.	L	A	B	Uni.
STANDARD DIN CAM: 15mm. Pack.						
DE3030L	031306	■	60	30	30	1
DE3030N	031316	■	60	30	30	1
DE3040L	031606	■	70	30	40	1
DE3040N	031616	■	70	30	40	1
DE3050L	031906	■	80	30	50	1
DE3050N	031916	■	80	30	50	1



**CYLINDER WITH
ADJUSTABLE TAB (FOR
DOORS WITH PANIC BARS)**

Ref.	Cod.	Cl.	L	A	B	Uni.
STANDARD DIN CAM: 15mm. Pack.						
D1030LR	031008	■	40	10	30	1
D1030NR	031018	■	40	10	30	1
D1040LR	032608	■	50	10	40	1
D1040NR	032618	■	50	10	40	1



**CYLINDER WITH
ADJUSTABLE
CAM ANGLE**

Ref.	Cod.	Cl.	L	A	B	Uni.
STANDARD DIN CAM: 15mm. Pack.						
D1030LA	031003	■	40	10	30	1
D1030NA	031013	■	40	10	30	1
D1040LA	031103	■	50	10	40	1
D1040NA	031113	■	50	10	40	1